

BK 300 - LIGA 1 (2013-2014)



Oil Pattern Distance:	39 Feet	Reverse Brush Drop:	39 Feet	Oil Per Board:	50 uL
Forward Oil Total:	11.2 mL	Reverse Oil Total:	8.9 mL	Volume Oil Total:	20.1 mL
Forward Boards Crossed:	224 Boards	Reverse Boards Crossed:	178 Boards	Total Boards Crossed:	402 Boards

	Start	Stop	Loads	Speed	Crossed	Start	End	Feet	T.Oil
1	2L	2R	2	14	74	0.0	1.9	1.9	3700
2	6L	6R	1	14	29	1.9	3.8	1.9	1450
3	8L	8R	1	14	25	3.8	5.7	1.9	1250
4	10L	10R	2	18	42	5.7	10.8	5.1	2100
5	14L	14R	3	18	39	10.8	18.4	7.6	1950
6	13L	13R	1	18	15	18.4	20.9	2.5	750
7	2L	2R	0	22	0	20.9	24.0	3.1	0
8	2L	2R	0	22	0	24.0	35.0	11.0	0
9	2L	2R	0	30	0	35.0	39.0	4.0	0

Conditioner:
Type In or Select
One

TransferType:
Type In or Select
One

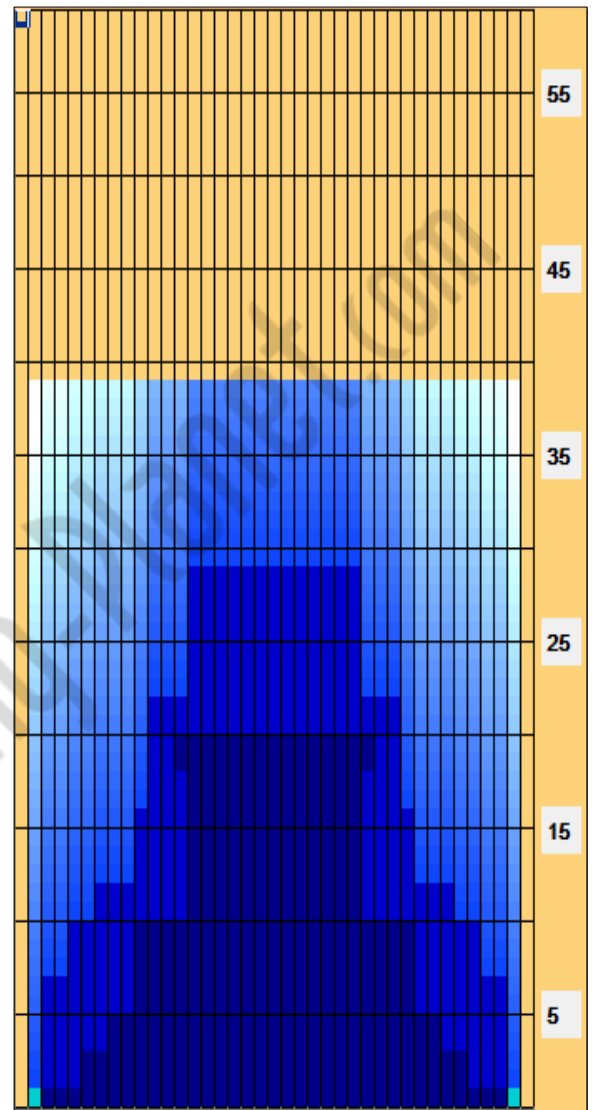
Forward

Reverse

Combined

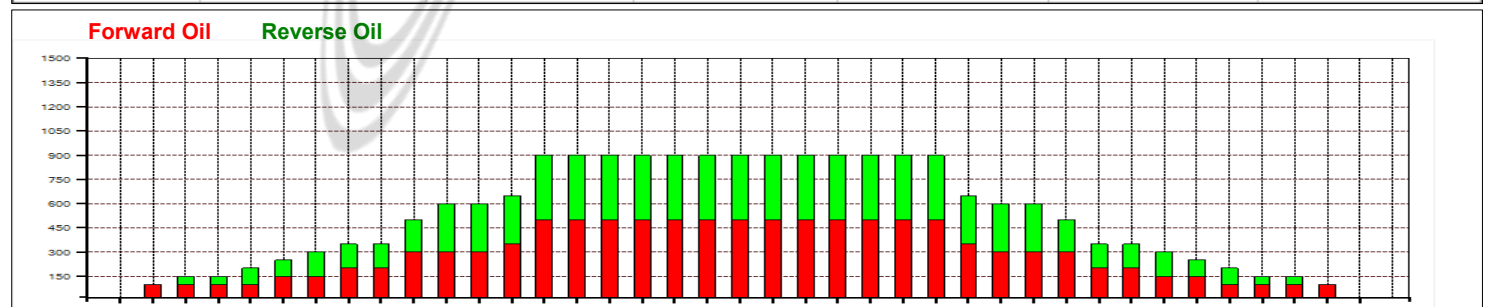
Buff

	Start	Stop	Loads	Speed	Crossed	Start	End	Feet	T.Oil
1	2L	2R	0	30	0	39.0	29.0	-10.0	0
2	14L	14R	2	26	26	29.0	21.7	-7.3	1300
3	11L	11R	2	22	38	21.7	15.5	-6.2	1900
4	10L	10R	1	22	21	15.5	12.4	-3.1	1050
5	7L	7R	1	18	27	12.4	9.9	-2.5	1350
6	5L	5R	1	18	31	9.9	7.4	-2.5	1550
7	3L	3R	1	18	35	7.4	4.9	-2.5	1750
8	2L	2R	0	18	0	4.9	0.0	-4.9	0



This Pattern Up Loaded From Slot # 2 In Lane Machine On 12.3.2013 8:17

Item	3L-7L:18L-18R	8L-12L:18L-18R	13L-17L:18L-18R	18L-18R:17R-13R	18L-18R:12R-8R	18L-18R:7R-3R
Description	Outside Track:Middle	Middle Track:Middle	Inside Track:Middle	Middle:Inside Track	Middle:Middle Track	Middle:Outside Track
Track Zone Ratio	4.29	1.88	1.06	1.06	1.88	4.29





BK 300 - LIGA 1 (2013-2014)

Oil Per Board: 50 uL

Oil Pattern Distance: 39 Feet

Volume Oil Total: 20.1 mL

Total Boards Crossed: 402 Boards

Forward Oil Total: 11.2 mL

Forward Boards Crossed: 224 Boards

Reverse Oil Total:

8.9 mL

Reverse Boards Crossed:

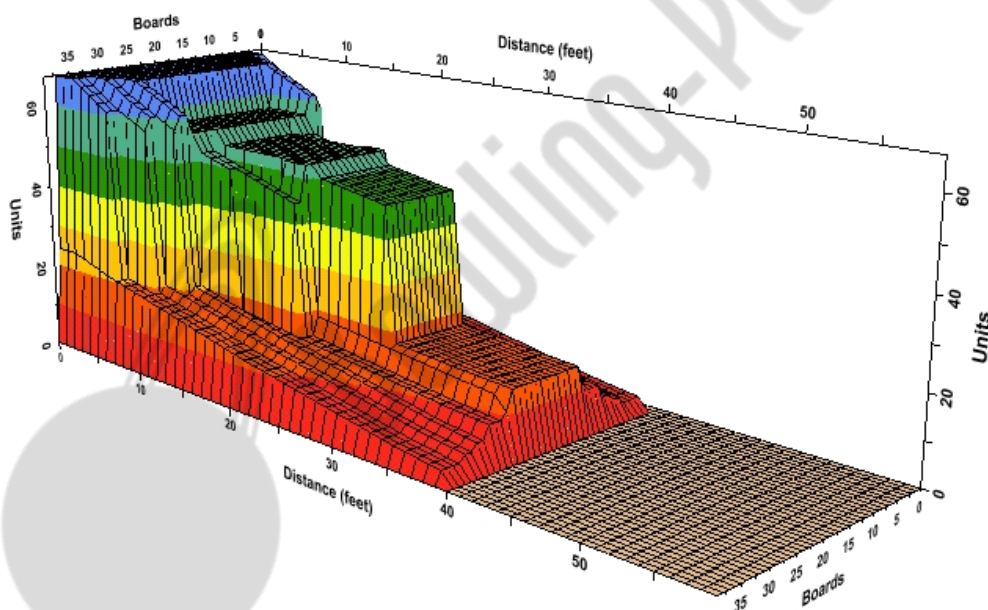
178 Boards

	Start	Stop	Loads	Speed	Crossed	Start	End	Feet	T.Oil
1	2L	2R	2	14	74	0.0	1.9	1.9	3700
2	6L	6R	1	14	29	1.9	3.8	1.9	1450
3	8L	8R	1	14	25	3.8	5.7	1.9	1250
4	10L	10R	2	18	42	5.7	10.8	5.1	2100
5	14L	14R	3	18	39	10.8	18.4	7.6	1950
6	13L	13R	1	18	15	18.4	20.9	2.5	750
7	2L	2R	0	22	0	20.9	24.0	3.1	0
8	2L	2R	0	22	0	24.0	35.0	11.0	0
9	2L	2R	0	30	0	35.0	39.0	4.0	0

Forward Reverse More

	Start	Stop	Loads	Speed	Crossed	Start	End	Feet	T.Oil
1	2L	2R	0	30	0	39.0	29.0	-10.0	0
2	14L	14R	2	26	26	29.0	21.7	-7.3	1300
3	11L	11R	2	22	38	21.7	15.5	-6.2	1900
4	10L	10R	1	22	21	15.5	12.4	-3.1	1050
5	7L	7R	1	18	27	12.4	9.9	-2.5	1350
6	5L	5R	1	18	31	9.9	7.4	-2.5	1550
7	3L	3R	1	18	35	7.4	4.9	-2.5	1750
8	2L	2R	0	18	0	4.9	0.0	-4.9	0

Forward Reverse More



Left 90°

Left 45°

Front 0°

Front 45°

Overhead

Right 90°

Right 45°