

MBC 2014 - Mens Doubles

The King's Bowl

TEAMS

	Team		Total	Avg.	CUT
1	Slovenia		2497	208.08	+41
2	Italy		2488	207.33	+32
3	Greece		2456	204.67	+0
4	Cyprus		2438	203.17	-18
5	Catalonia		2382	198.50	-74
6	Malta		2303	191.92	-153
7	France		2273	189.42	-183
8	San Marino		2257	188.08	-199
9	Gibraltar		2177	181.42	-279
10	Israel		2164	180.33	-292

MBC 2014 - Mens Doubles

The King's Bowl






PLAYERS

	Player		Total	Avg.
1	George Stefanidis		1304	217.33
2	Anže Grabrijan		1269	211.50
3	Tommaso Radi		1267	211.17
4	Axel Guimo		1247	207.83
5	Nino Stenko		1228	204.67
6	Kyriacou Costas		1226	204.33
7	Davide Spagnoli		1221	203.50
8	Kyriakos Costantinoy		1212	202.00
9	Justin Caruana Scicluna		1211	201.83
10	Daniele Bronzetti		1167	194.50
11	Vasilis Stefopoulos		1152	192.00
12	Thomas Gayet		1149	191.50
13	Lior Bar		1148	191.33
14	Artur Colomer		1135	189.17
15	Rémy Laudy		1124	187.33
16	Michael Wood		1123	187.17
17	Neil Sullivan		1092	182.00
18	Ettore Bacciocchi		1090	181.67
19	Adam Shrubbs		1054	175.67
20	Rubinshtein Shahaf		1016	169.33


MCC 2014 - Mens Doubles


The King's Bowl

Mens Doubles

1	 Slovenia	1	2	3	4	5	6	Total	Avg.
1	Nino Stenko	249	173	202	224	160	220	1228	204.67
2	Anže Grabrijan	235	193	193	190	244	214	1269	211.50
		484	366	395	414	404	434	2497	208.08
2	 Italy	1	2	3	4	5	6	Total	Avg.
1	Davide Spagnoli	180	213	245	235	193	155	1221	203.50
2	Tommaso Radi	258	224	168	188	215	214	1267	211.17
		438	437	413	423	408	369	2488	207.33
3	 Greece	1	2	3	4	5	6	Total	Avg.
1	George Stefanidis	210	214	257	197	212	214	1304	217.33
2	Vasilis Stefopoulos	186	214	176	189	178	209	1152	192.00
		396	428	433	386	390	423	2456	204.67
4	 Cyprus	1	2	3	4	5	6	Total	Avg.
1	Kyriakos Costantinoy	204	179	244	156	243	186	1212	202.00
2	Kyriacou Costas	226	213	177	248	207	155	1226	204.33
		430	392	421	404	450	341	2438	203.17
5	 Catalonia	1	2	3	4	5	6	Total	Avg.
1	Axel Guimo	176	212	205	171	247	236	1247	207.83
2	Artur Colomer	198	153	181	194	203	206	1135	189.17
		374	365	386	365	450	442	2382	198.50
6	 Malta	1	2	3	4	5	6	Total	Avg.
1	Neil Sullivan	161	189	202	149	215	176	1092	182.00
2	Justin Caruana Scicluna	222	203	197	266	159	164	1211	201.83
		383	392	399	415	374	340	2303	191.92
7	 France	1	2	3	4	5	6	Total	Avg.
1	Thomas Gayet	172	221	157	201	214	184	1149	191.50
2	Rémy Laudy	189	212	160	194	153	216	1124	187.33
		361	433	317	395	367	400	2273	189.42
8	 San Marino	1	2	3	4	5	6	Total	Avg.
1	Daniele Bronzetti	259	190	182	207	187	142	1167	194.50
2	Ettore Bacciochi	188	143	219	190	154	196	1090	181.67

447 333 401 397 341 338 2257 188.08

9	 Gibraltar	1	2	3	4	5	6	Total	Avg.
1	Michael Wood	209	171	195	175	186	187	1123	187.17
2	Adam Shrubbs	222	145	160	201	179	147	1054	175.67
		431	316	355	376	365	334	2177	181.42

10	 Israel	1	2	3	4	5	6	Total	Avg.
1	Rubinshtein Shahaf	117	152	176	158	190	223	1016	169.33
2	Lior Bar	170	212	201	210	194	161	1148	191.33
		287	364	377	368	384	384	2164	180.33