

MBC 2014 - Ladies Doubles

The King's Bowl

TEAMS

	Team		Total	Avg.	CUT
1	France		2416	201.33	+99
2	Italy		2347	195.58	+30
3	Greece		2317	193.08	+0
4	Malta		2261	188.42	-56
5	Catalonia		2256	188.00	-61
6	Cyprus		2182	181.83	-135
7	Israel		2068	172.33	-249
8	Slovenia		1996	166.33	-321
9	Gibraltar		1920	160.00	-397
10	San Marino		1854	154.50	-463

MBC 2014 - Ladies Doubles

The King's Bowl









PLAYERS

	Player		Total	Avg.
1	Lauriane Célié		1303	217.17
2	Ferina Roberta		1221	203.50
3	Nafsika Leptaki Deligianni		1159	193.17
4	Styliani Tsikouna		1158	193.00
5	Joanna Attard		1154	192.33
6	Christina Sanz Moreno		1135	189.17
7	Annalisa Balzano		1126	187.67
8	Rosa Mas		1121	186.83
9	Stéphanie Dubourg		1113	185.50
10	Sue Abela		1107	184.50
11	Myria Kastori		1098	183.00
12	Nantia Herodotou		1084	180.67
13	Duanis Hana		1065	177.50
14	Mihelca Križman		1016	169.33
15	Morena Barbieri		1007	167.83
16	Adva Eliav		1003	167.17
17	Nataša Pirc Musar		980	163.33
18	Cheryl Schofield		968	161.33
19	Alison Foulkes		952	158.67
20	Milva Piva		847	141.17


MCC 2014 - Ladies Doubles


The King's Bowl

Ladies Doubles

1	 France	1	2	3	4	5	6	Total	Avg.
1	Lauriane Célié	193	185	246	223	203	253	1303	217.17
2	Stéphanie Dubourg	181	169	224	192	185	162	1113	185.50
		374	354	470	415	388	415	2416	201.33
2	 Italy	1	2	3	4	5	6	Total	Avg.
1	Annalisa Balzano	180	186	197	199	196	168	1126	187.67
2	Ferina Roberta	222	244	158	178	222	197	1221	203.50
		402	430	355	377	418	365	2347	195.58
3	 Greece	1	2	3	4	5	6	Total	Avg.
1	Styliani Tsikouna	215	201	160	218	202	162	1158	193.00
2	Nafsika Leptaki Deligianni	178	212	199	185	220	165	1159	193.17
		393	413	359	403	422	327	2317	193.08
4	 Malta	1	2	3	4	5	6	Total	Avg.
1	Joanna Attard	212	203	193	166	182	198	1154	192.33
2	Sue Abela	215	176	183	158	161	214	1107	184.50
		427	379	376	324	343	412	2261	188.42
5	 Catalonia	1	2	3	4	5	6	Total	Avg.
1	Rosa Mas	210	208	146	177	189	191	1121	186.83
2	Christina Sanz Moreno	158	212	211	182	192	180	1135	189.17
		368	420	357	359	381	371	2256	188.00
6	 Cyprus	1	2	3	4	5	6	Total	Avg.
1	Nantia Herodotou	171	161	208	212	155	177	1084	180.67
2	Myria Kastori	174	205	195	170	193	161	1098	183.00
		345	366	403	382	348	338	2182	181.83
7	 Israel	1	2	3	4	5	6	Total	Avg.
1	Duanis Hana	168	159	189	190	171	188	1065	177.50
2	Adva Eliav	180	211	144	169	147	152	1003	167.17
		348	370	333	359	318	340	2068	172.33
8	 Slovenia	1	2	3	4	5	6	Total	Avg.
1	Nataša Pirc Musar	168	157	176	156	186	137	980	163.33
2	Mihelca Križman	155	171	159	201	141	189	1016	169.33

323 328 335 357 327 326 1996 166.33

9	 Gibraltar	1	2	3	4	5	6	Total	Avg.
1	Alison Foulkes	177	187	135	115	177	161	952	158.67
2	Cheryl Schofield	183	136	141	145	223	140	968	161.33
		360	323	276	260	400	301	1920	160.00

10	 San Marino	1	2	3	4	5	6	Total	Avg.
1	Milva Piva	100	137	150	141	179	140	847	141.17
2	Morena Barbieri	144	150	191	193	181	148	1007	167.83
		244	287	341	334	360	288	1854	154.50