

MBC 2015 - Mens Doubles

Mega Place









TEAMS

	Team		Total	Avg.	CUT
1	Greece 1		2636	219.67	+288
2	Italy 1		2377	198.08	+29
3	Malta 1		2348	195.67	+0
4	Croatia 1		2316	193.00	-32
5	Slovenia 1		2304	192.00	-44
6	Cyprus 1		2301	191.75	-47
7	Spain 1		2269	189.08	-79
8	Gibraltar 1		2265	188.75	-83
9	San Marino 1		2212	184.33	-136
10	Turkey 1		2198	183.17	-150
11	Israel 1		2066	172.17	-282
12	Tunisia 1		1946	162.17	-402

MBC 2015 - Mens Doubles

Mega Place









PLAYERS

	Player		Total	Avg.
1	Stavros Parasakis		1363	227.17
2	Ioannis Stathatos		1273	212.17
3	Mark Spiteri		1234	205.67
4	Miše Mrkonjić		1222	203.67
5	Francisco Rodríguez		1221	203.50
6	Federico Rossi		1209	201.50
7	Iraklis Kyriakou		1206	201.00
8	Anže Grabrijan		1185	197.50
9	Adam Shrubbs		1179	196.50
10	Tommaso Radi		1168	194.67
11	Habib Dogan		1154	192.33
12	Daniele Bronzetti		1148	191.33
13	Jožko Hlede		1119	186.50
14	Maurizio Anastasi		1114	185.67
15	Grigoris Grigoriou		1095	182.50
16	Vedran Vedriš		1094	182.33
17	Graham Coles		1086	181.00
18	Mattia Colonna		1064	177.33
19	Izhak Dekel		1060	176.67
20	Jesus Ballesteros		1048	174.67
21	Emre Yusufi		1044	174.00
22	Khaled Meziou		1037	172.83
23	Shay Fefer		1006	167.67
24	Mohamed Ali Chammam		909	151.50


MCC 2015 - Mens Doubles


Mega Place


Mens Doubles


1	 Greece 1	1	2	3	4	5	6	Total	Avg.
1	Stavros Parasakis	230	216	204	237	249	227	1363	227.17
2	Ioannis Stathatos	202	233	193	182	232	231	1273	212.17
		432	449	397	419	481	458	2636	219.67
2	 Italy 1	1	2	3	4	5	6	Total	Avg.
1	Federico Rossi	234	196	234	181	177	187	1209	201.50
2	Tommaso Radi	202	192	223	181	182	188	1168	194.67
		436	388	457	362	359	375	2377	198.08
3	 Malta 1	1	2	3	4	5	6	Total	Avg.
1	Mark Spiteri	213	184	202	202	201	232	1234	205.67
2	Maurizio Anastasi	164	200	178	194	202	176	1114	185.67
		377	384	380	396	403	408	2348	195.67
4	 Croatia 1	1	2	3	4	5	6	Total	Avg.
1	Miše Mrkonjić	219	196	209	213	174	211	1222	203.67
2	Vedran Vedriš	172	169	192	171	200	190	1094	182.33
		391	365	401	384	374	401	2316	193.00
5	 Slovenia 1	1	2	3	4	5	6	Total	Avg.
1	Anže Grabrijan	214	179	234	157	202	199	1185	197.50
2	Jožko Hlede	204	177	217	143	176	202	1119	186.50
		418	356	451	300	378	401	2304	192.00
6	 Cyprus 1	1	2	3	4	5	6	Total	Avg.
1	Grigoris Grigoriou	189	178	216	160	226	126	1095	182.50
2	Iraklis Kyriakou	200	178	206	266	190	166	1206	201.00
		389	356	422	426	416	292	2301	191.75
7	 Spain 1	1	2	3	4	5	6	Total	Avg.
1	Francisco Rodríguez	226	202	193	216	175	209	1221	203.50
2	Jesus Ballesteros	201	162	193	188	144	160	1048	174.67
		427	364	386	404	319	369	2269	189.08
8	 Gibraltar 1	1	2	3	4	5	6	Total	Avg.
1	Adam Shrubbs	167	205	192	190	234	191	1179	196.50
2	Graham Coles	170	174	150	186	193	213	1086	181.00

337 379 342 376 427 404 2265 188.75

9	 San Marino 1	1	2	3	4	5	6	Total	Avg.
1	Mattia Colonna	174	146	165	208	208	163	1064	177.33
2	Daniele Bronzetti	175	191	224	188	174	196	1148	191.33
		349	337	389	396	382	359	2212	184.33

10	 Turkey 1	1	2	3	4	5	6	Total	Avg.
1	Habib Dogan	197	191	194	213	196	163	1154	192.33
2	Emre Yusufi	165	200	137	150	222	170	1044	174.00
		362	391	331	363	418	333	2198	183.17

11	 Israel 1	1	2	3	4	5	6	Total	Avg.
1	Izhak Dekel	128	214	167	192	176	183	1060	176.67
2	Shay Fefer	152	168	200	157	178	151	1006	167.67
		280	382	367	349	354	334	2066	172.17

12	 Tunisia 1	1	2	3	4	5	6	Total	Avg.
1	Mohamed Ali Chammam	142	148	158	151	131	179	909	151.50
2	Khaled Meziou	159	197	157	150	206	168	1037	172.83
		301	345	315	301	337	347	1946	162.17