

MBC 2015 - Mixed Doubles

Mega Place

TEAMS

	Team		Total	Avg.	CUT
1	Turkey 2		2416	201.33	+41
2	Italy 2		2390	199.17	+15
3	Slovenia 2		2375	197.92	+0
4	Israel 2		2361	196.75	-14
5	Italy 1		2340	195.00	-35
6	Greece 1		2326	193.83	-49
7	Malta 2		2324	193.67	-51
8	Greece 2		2285	190.42	-90
9	Slovenia 1		2275	189.58	-100
10	Spain 1		2246	187.17	-129
11	Cyprus 2		2227	185.58	-148
12	Croatia 1		2223	185.25	-152
13	Croatia 2		2179	181.58	-196
14	Spain 2		2177	181.42	-198
15	Malta 1		2152	179.33	-223
16	Cyprus 1		2117	176.42	-258
17	Turkey 1		2100	175.00	-275
18	Israel 1		2088	174.00	-287
19	San Marino 1		2062	171.83	-313
20	San Marino 2		2012	167.67	-363
21	Tunisia 1		1984	165.33	-391
22	Tunisia 2		1798	149.83	-577

MBC 2015 - Mixed Doubles

Mega Place

PLAYERS

	Player		Total	Avg.
1	Anže Grabrijan		1283	213.83
2	Tommaso Radi		1274	212.33
3	Jožko Hlede		1242	207.00
4	Habib Dogan		1241	206.83
5	Giada Di Martino		1222	203.67
6	Sue Abela		1209	201.50
7	Jesus Ballesteros		1204	200.67
8	Ioannis Stathatos		1191	198.50
9	Izhak Dekel		1189	198.17
10	Adile Sevgi Michajlow		1175	195.83
11	Sara Mizrahi		1172	195.33
12	Vedran Vedriš		1162	193.67
13	Miše Mrkonjić		1159	193.17
14	Stavros Parasakis		1155	192.50
15	Francisco Rodríguez		1152	192.00
16	Myria Kastori		1141	190.17
17	Anastasia Rovithaki		1135	189.17
18	Nafsika Leptaki Deligianni		1130	188.33
19	Federico Rossi		1118	186.33
20	Annalisa Balzano		1116	186.00
21	Maurizio Anastasi		1115	185.83
22	Emre Yusufi		1102	183.67
23	Adam Shrubbs		1099	183.17
24	Janja Kovačič		1092	182.00
25	Grigoris Grigoriou		1091	181.83
26	Tiziana Muscat Carannante		1088	181.33
27	Iraklis Kyriakou		1086	181.00
28	Khaled Meziou		1070	178.33
29	Mark Spiteri		1064	177.33
30	Slavica Baric		1061	176.83
31	Graham Coles		1058	176.33












32	Shay Fefer		1047	174.50
33	Mattia Colonna		1046	174.33
34	Virginia Esteban		1042	173.67
35	Lynne Fishler		1041	173.50
36	Daniele Bronzetti		1040	173.33
37	Mihelca Križman		1033	172.17
38	Niki Schiza		1026	171.00
39	Keyla Mendicoa		1025	170.83
40	Morena Barbieri		1022	170.33
41	Ivana Krajačić		1020	170.00
42	Gulhan Aksular		998	166.33
43	Aline Barthelemy		966	161.00
44	Mohamed Ali Chammam		938	156.33
45	Hela Meziou		914	152.33
46	Sonia Annagui		860	143.33


MCC 2015 - Mixed Doubles


Mega Place


Mixed Doubles

1	 Turkey 2	1	2	3	4	5	6	Total	Avg.
1	Habib Dogan	167	257	211	246	154	206	1241	206.83
2	Adile Sevgi Michajlow	231	207	181	181	191	184	1175	195.83
		398	464	392	427	345	390	2416	201.33
2	 Italy 2	1	2	3	4	5	6	Total	Avg.
1	Tommaso Radi	178	236	272	180	203	205	1274	212.33
2	Annalisa Balzano	183	196	182	214	191	150	1116	186.00
		361	432	454	394	394	355	2390	199.17
3	 Slovenia 2	1	2	3	4	5	6	Total	Avg.
1	Janja Kovačič	169	153	199	167	189	215	1092	182.00
2	Anže Grabrijan	269	198	214	225	176	201	1283	213.83
		438	351	413	392	365	416	2375	197.92
4	 Israel 2	1	2	3	4	5	6	Total	Avg.
1	Izhak Dekel	206	183	212	186	200	202	1189	198.17
2	Sara Mizrahi	234	238	155	168	206	171	1172	195.33
		440	421	367	354	406	373	2361	196.75
5	 Italy 1	1	2	3	4	5	6	Total	Avg.
1	Federico Rossi	150	158	198	190	233	189	1118	186.33
2	Giada Di Martino	197	257	210	163	196	199	1222	203.67
		347	415	408	353	429	388	2340	195.00
6	 Greece 1	1	2	3	4	5	6	Total	Avg.
1	Anastasia Rovithaki	176	169	206	214	203	167	1135	189.17
2	Ioannis Stathatos	224	180	187	191	223	186	1191	198.50
		400	349	393	405	426	353	2326	193.83
7	 Malta 2	1	2	3	4	5	6	Total	Avg.
1	Maurizio Anastasi	165	214	145	203	219	169	1115	185.83
2	Sue Abela	200	224	228	211	181	165	1209	201.50
		365	438	373	414	400	334	2324	193.67
8	 Greece 2	1	2	3	4	5	6	Total	Avg.
1	Nafsika Leptaki Deligianni	190	211	196	177	180	176	1130	188.33
2	Stavros Parasakis	200	207	212	164	168	204	1155	192.50

		390	418	408	341	348	380	2285	190.42
9	 Slovenia 1	1	2	3	4	5	6	Total	Avg.
1	Jožko Hlede	192	199	214	246	206	185	1242	207.00
2	Mihelca Križman	192	136	160	179	203	163	1033	172.17
		384	335	374	425	409	348	2275	189.58
10	 Spain 1	1	2	3	4	5	6	Total	Avg.
1	Jesus Ballesteros	205	225	201	182	187	204	1204	200.67
2	Virginia Esteban	172	168	145	195	179	183	1042	173.67
		377	393	346	377	366	387	2246	187.17
11	 Cyprus 2	1	2	3	4	5	6	Total	Avg.
1	Myria Kastori	187	208	178	196	172	200	1141	190.17
2	Iraklis Kyriakou	188	183	172	197	160	186	1086	181.00
		375	391	350	393	332	386	2227	185.58
12	 Croatia 1	1	2	3	4	5	6	Total	Avg.
1	Slavica Baric	181	187	179	166	214	134	1061	176.83
2	Vedran Vedriš	186	175	167	200	202	232	1162	193.67
		367	362	346	366	416	366	2223	185.25
13	 Croatia 2	1	2	3	4	5	6	Total	Avg.
1	Ivana Krajačić	169	158	216	202	118	157	1020	170.00
2	Miše Mrkonjić	174	219	190	181	192	203	1159	193.17
		343	377	406	383	310	360	2179	181.58
14	 Spain 2	1	2	3	4	5	6	Total	Avg.
1	Keyla Mendicoa	173	172	190	193	147	150	1025	170.83
2	Francisco Rodríguez	175	186	172	219	212	188	1152	192.00
		348	358	362	412	359	338	2177	181.42
15	 Malta 1	1	2	3	4	5	6	Total	Avg.
1	Mark Spiteri	200	136	156	179	224	169	1064	177.33
2	Tiziana Muscat Carannante	188	189	202	206	157	146	1088	181.33
		388	325	358	385	381	315	2152	179.33
16	 Cyprus 1	1	2	3	4	5	6	Total	Avg.
1	Grigoris Grigoriou	178	168	173	194	190	188	1091	181.83
2	Niki Schiza	175	158	174	183	154	182	1026	171.00
		353	326	347	377	344	370	2117	176.42
17	 Turkey 1	1	2	3	4	5	6	Total	Avg.
1	Gulhan Aksular	160	145	177	166	173	177	998	166.33
2	Emre Yusufi	213	131	161	213	199	185	1102	183.67
		373	276	338	379	372	362	2100	175.00
18	 Israel 1	1	2	3	4	5	6	Total	Avg.
1	Shay Fefer	184	188	201	159	153	162	1047	174.50
2	Lynne Fishler	133	221	179	184	175	149	1041	173.50
		317	409	380	343	328	311	2088	174.00
19	 San Marino 1	1	2	3	4	5	6	Total	Avg.
1	Morena Barbieri	157	185	152	184	160	184	1022	170.33
2	Daniele Bronzetti	195	148	167	205	176	149	1040	173.33
		352	333	319	389	336	333	2062	171.83

20	 San Marino 2	1	2	3	4	5	6	Total	Avg.
1	Mattia Colonna	155	170	211	180	159	171	1046	174.33
2	Aline Barthelemy	155	191	175	155	128	162	966	161.00
		310	361	386	335	287	333	2012	167.67

21	 Tunisia 1	1	2	3	4	5	6	Total	Avg.
1	Khaled Meziou	173	181	188	209	147	172	1070	178.33
2	Hela Meziou	127	129	158	168	187	145	914	152.33
		300	310	346	377	334	317	1984	165.33

22	 Tunisia 2	1	2	3	4	5	6	Total	Avg.
1	Sonia Annagui	120	133	150	131	154	172	860	143.33
2	Mohamed Ali Chammam	133	167	146	134	156	202	938	156.33
		253	300	296	265	310	374	1798	149.83