



MBC 2017 - Mens Doubles

Bowling Center KLUB 300







TEAMS

	Team		Total	Avg.	CUT
1	Slovenia		2539	211.58	+108
2	France		2482	206.83	+51
3	Italy		2431	202.58	+0
4	Greece		2425	202.08	-6
5	Malta		2416	201.33	-15
6	Turkey		2255	187.92	-176
7	San Marino		2244	187.00	-187
8	Spain		2227	185.58	-204
9	Cyprus		2204	183.67	-227
10	Croatia		2167	180.58	-264
11	Israel		2142	178.50	-289
12	Gibraltar		2140	178.33	-291
13	Tunisia		2109	175.75	-322

MBC 2017 - Mens Doubles

Bowling Center KLUB 300

PLAYERS






	Player		Total	Avg.
1	Valentin Saulnier		1335	222.50
2	Anže Grabrijan		1290	215.00
3	Pierpaolo De Filippi		1264	210.67
4	Evangelos Krizinis		1256	209.33
5	Aleksander Koštric		1249	208.17
6	Justin Caruana Scicluna		1210	201.67
7	Mark Spiteri		1206	201.00
8	Ettore Bacciocchi		1194	199.00
9	Ioannis Stathatos		1169	194.83
10	Marco Reviglio		1167	194.50
11	Emre Kumru		1158	193.00
12	Joan Vall		1150	191.67
13	Gaetan Mouveroux		1147	191.17
14	Ziad Mokni		1131	188.50
15	Graham Coles		1127	187.83
16	Zoran Banjac		1121	186.83
17	Phillip Kargotis		1108	184.67
18	Habib Dogan		1097	182.83
19	Kyriakos Pittashis		1096	182.67
20	Gal Hammer		1079	179.83
21	Ruben Orche		1077	179.50
22	Reuven Ovadia		1063	177.17
23	Matteo Corazza		1050	175.00
24	Željko Barunčić		1046	174.33
25	Michael Wood		1013	168.83
26	Khaled Meziou		978	163.00

MCC 2017 - Mens Doubles

Bowling Center KLUB 300

Mens Doubles

1	 Slovenia	1	2	3	4	5	6	Total	Avg.
1	Anže Grabrijan	202	178	256	213	196	245	1290	215.00
2	Aleksander Koštric	232	243	194	231	191	158	1249	208.17
		434	421	450	444	387	403	2539	211.58
2	 France	1	2	3	4	5	6	Total	Avg.
1	Gaetan Mouveroux	217	180	236	178	178	158	1147	191.17
2	Valentin Saulnier	246	219	206	233	205	226	1335	222.50
		463	399	442	411	383	384	2482	206.83
3	 Italy	1	2	3	4	5	6	Total	Avg.
1	Marco Reviglio	222	203	193	204	180	165	1167	194.50
2	Pierpaolo De Filippi	192	203	184	197	221	267	1264	210.67
		414	406	377	401	401	432	2431	202.58
4	 Greece	1	2	3	4	5	6	Total	Avg.
1	Evangelos Krizinis	220	214	191	212	195	224	1256	209.33
2	Ioannis Stathatos	173	204	176	225	167	224	1169	194.83
		393	418	367	437	362	448	2425	202.08
5	 Malta	1	2	3	4	5	6	Total	Avg.
1	Justin Caruana Scicluna	203	239	190	172	223	183	1210	201.67
2	Mark Spiteri	194	195	211	190	179	237	1206	201.00
		397	434	401	362	402	420	2416	201.33
6	 Turkey	1	2	3	4	5	6	Total	Avg.
1	Emre Kumru	210	150	166	233	206	193	1158	193.00
2	Habib Dogan	191	154	223	176	131	222	1097	182.83
		401	304	389	409	337	415	2255	187.92
7	 San Marino	1	2	3	4	5	6	Total	Avg.
1	Ettore Bacciocchi	194	198	233	201	199	169	1194	199.00
2	Matteo Corazza	173	208	173	145	181	170	1050	175.00
		367	406	406	346	380	339	2244	187.00
8	 Spain	1	2	3	4	5	6	Total	Avg.
1	Ruben Orche	204	157	141	225	157	193	1077	179.50
2	Joan Vall	205	171	192	203	179	200	1150	191.67

		409	328	333	428	336	393	2227	185.58
9	 Cyprus	1	2	3	4	5	6	Total	Avg.
1	Kyriakos Pittashis	210	189	181	178	149	189	1096	182.67
2	Phillip Kargotis	204	169	181	172	196	186	1108	184.67
		414	358	362	350	345	375	2204	183.67
10	 Croatia	1	2	3	4	5	6	Total	Avg.
1	Zoran Banjac	197	148	176	203	200	197	1121	186.83
2	Željko Barunčić	178	173	205	163	152	175	1046	174.33
		375	321	381	366	352	372	2167	180.58
11	 Israel	1	2	3	4	5	6	Total	Avg.
1	Reuven Ovadia	173	201	134	217	180	158	1063	177.17
2	Gal Hammer	148	150	191	180	197	213	1079	179.83
		321	351	325	397	377	371	2142	178.50
12	 Gibraltar	1	2	3	4	5	6	Total	Avg.
1	Graham Coles	194	160	200	188	194	191	1127	187.83
2	Michael Wood	170	198	148	162	157	178	1013	168.83
		364	358	348	350	351	369	2140	178.33
13	 Tunisia	1	2	3	4	5	6	Total	Avg.
1	Ziad Mokni	210	163	184	247	133	194	1131	188.50
2	Khaled Meziou	153	203	133	145	219	125	978	163.00
		363	366	317	392	352	319	2109	175.75