

MBC 2017 - Mixed Doubles

Bowling Center KLUB 300

TEAMS


	Team		Total	Avg.	CUT
1	France B		2530	210.83	+173
2	Slovenia A		2394	199.50	+37
3	Spain B		2357	196.42	+0
4	Malta A		2338	194.83	-19
5	Cyprus A		2336	194.67	-21
6	France A		2331	194.25	-26
7	Turkey B		2304	192.00	-53
8	Slovenia B		2282	190.17	-75
9	Greece B		2260	188.33	-97
10	Turkey A		2256	188.00	-101
11	Italy A		2244	187.00	-113
12	Greece A		2242	186.83	-115
13	Croatia A		2223	185.25	-134
14	Cyprus B		2213	184.42	-144
15	Malta B		2212	184.33	-145
16	Israel A		2200	183.33	-157
17	Israel B		2152	179.33	-205
18	Italy B		2120	176.67	-237
19	Spain A		2118	176.50	-239
20	Croatia B		2103	175.25	-254
21	San Marino A		2012	167.67	-345
22	San Marino B		1963	163.58	-394
23	Tunisia A		1916	159.67	-441
24	Tunisia B		1861	155.08	-496

MBC 2017 - Mixed Doubles

Bowling Center KLUB 300

PLAYERS









	Player		Total	Avg.
1	Alexandra Lopes D' Andrade		1322	220.33
2	Habib Dogan		1310	218.33
3	Ruben Orche		1285	214.17
4	Aleksander Koštric		1257	209.50
5	Mark Spiteri		1256	209.33
6	Evangelos Krizinis		1214	202.33
7	Valentin Saulnier		1208	201.33
8	Pierpaolo De Filippi		1208	201.33
9	Anže Grabrijan		1204	200.67
10	Giola Pastou		1197	199.50
11	Victoria Krivolutskaya		1190	198.33
12	Graham Coles		1180	196.67
13	Amelie Keloganian		1179	196.50
14	Ioannis Stathatos		1174	195.67
15	Gal Hammer		1167	194.50
16	Zoran Banjac		1167	194.50
17	Emre Kumru		1165	194.17
18	Phillip Kargotis		1164	194.00
19	Gaetan Mouveroux		1152	192.00
20	Reuven Ovadia		1143	190.50
21	Matteo Corazza		1143	190.50
22	Kyriakos Pittashis		1139	189.83
23	Marco Reviglio		1116	186.00
24	Sue Abela		1114	185.67
25	Ettore Baccocchi		1100	183.33
26	Justin Caruana Scicluna		1098	183.00
27	Joan Vall		1097	182.83
28	Ebru Acar Özoğluuntur		1091	181.83
29	Sara Xuereb		1082	180.33
30	Mónica Jiménez		1072	178.67
31	Alexandra Zormba		1068	178.00












32	Adva Eliav		1057	176.17
33	Ivana Krajačić		1056	176.00
34	Vesna Barišić		1053	175.50
35	Željko Barunčić		1050	175.00
36	Myria Kastori		1049	174.83
37	Syrmatenia Michailidou		1046	174.33
38	Sara Giustini		1036	172.67
39	Nataša Pirc Musar		1025	170.83
40	Lidia Serrano		1021	170.17
41	Simona Pia Maria Fasol		1004	167.33
42	Michael Wood		1004	167.33
43	Adile Sevgi Michajlow		994	165.67
44	Liron Gal Peled		985	164.17
45	Sonia Annagui		969	161.50
46	Ziad Mokni		947	157.83
47	Khaled Meziou		931	155.17
48	Hela Meziou		930	155.00
49	Morena Barbieri		912	152.00
50	Milva Piva		820	136.67






MCC 2017 - Mixed Doubles

Bowling Center KLUB 300

Mixed Doubles

1	 France B	1	2	3	4	5	6	Total	Avg.
1	Valentin Saulnier	212	204	178	213	148	253	1208	201.33
2	Alexandra Lopes D' Andrade	164	209	257	268	202	222	1322	220.33
		376	413	435	481	350	475	2530	210.83
2	 Slovenia A	1	2	3	4	5	6	Total	Avg.
1	Victoria Krivolutskaya	183	230	185	199	207	186	1190	198.33
2	Anže Grabrijan	179	197	202	206	194	226	1204	200.67
		362	427	387	405	401	412	2394	199.50
3	 Spain B	1	2	3	4	5	6	Total	Avg.
1	Mónica Jiménez	192	188	182	190	138	182	1072	178.67
2	Ruben Orche	218	192	207	187	234	247	1285	214.17
		410	380	389	377	372	429	2357	196.42
4	 Malta A	1	2	3	4	5	6	Total	Avg.
1	Sara Xuereb	205	160	177	200	186	154	1082	180.33
2	Mark Spiteri	216	206	193	193	221	227	1256	209.33
		421	366	370	393	407	381	2338	194.83
5	 Cyprus A	1	2	3	4	5	6	Total	Avg.
1	Giola Pastou	190	191	193	227	195	201	1197	199.50
2	Kyriakos Pittashis	154	204	149	222	159	251	1139	189.83
		344	395	342	449	354	452	2336	194.67
6	 France A	1	2	3	4	5	6	Total	Avg.
1	Amelie Keloganian	217	223	164	206	188	181	1179	196.50
2	Gaetan Mouveroux	210	160	186	192	166	238	1152	192.00
		427	383	350	398	354	419	2331	194.25
7	 Turkey B	1	2	3	4	5	6	Total	Avg.
1	Habib Dogan	179	199	207	220	206	299	1310	218.33
2	Adile Sevgi Michajlow	178	166	184	141	156	169	994	165.67
		357	365	391	361	362	468	2304	192.00
8	 Slovenia B	1	2	3	4	5	6	Total	Avg.
1	Nataša Pirc Musar	158	183	165	156	195	168	1025	170.83
2	Aleksander Koštric	248	214	220	158	192	225	1257	209.50

		406	397	385	314	387	393	2282	190.17
9	 Greece B	1	2	3	4	5	6	Total	Avg.
1	Syrmatenia Michailidou	177	179	173	175	157	185	1046	174.33
2	Evangelos Krizinis	180	200	228	213	191	202	1214	202.33
		357	379	401	388	348	387	2260	188.33
10	 Turkey A	1	2	3	4	5	6	Total	Avg.
1	Ebru Acar Özoğluuntur	154	169	190	152	206	220	1091	181.83
2	Emre Kumru	188	219	187	171	203	197	1165	194.17
		342	388	377	323	409	417	2256	188.00
11	 Italy A	1	2	3	4	5	6	Total	Avg.
1	Sara Giustini	140	192	197	160	154	193	1036	172.67
2	Pierpaolo De Filippi	163	245	214	192	215	179	1208	201.33
		303	437	411	352	369	372	2244	187.00
12	 Greece A	1	2	3	4	5	6	Total	Avg.
1	Alexandra Zormba	206	182	146	199	167	168	1068	178.00
2	Ioannis Stathatos	223	159	177	197	191	227	1174	195.67
		429	341	323	396	358	395	2242	186.83
13	 Croatia A	1	2	3	4	5	6	Total	Avg.
1	Ivana Krajačić	170	162	207	165	179	173	1056	176.00
2	Zoran Banjac	145	254	200	212	180	176	1167	194.50
		315	416	407	377	359	349	2223	185.25
14	 Cyprus B	1	2	3	4	5	6	Total	Avg.
1	Myria Kastori	175	176	179	136	201	182	1049	174.83
2	Phillip Kargotis	200	199	199	178	172	216	1164	194.00
		375	375	378	314	373	398	2213	184.42
15	 Malta B	1	2	3	4	5	6	Total	Avg.
1	Sue Abela	195	173	173	170	170	233	1114	185.67
2	Justin Caruana Scicluna	178	133	184	223	210	170	1098	183.00
		373	306	357	393	380	403	2212	184.33
16	 Israel A	1	2	3	4	5	6	Total	Avg.
1	Adva Eliav	170	179	163	193	169	183	1057	176.17
2	Reuven Ovadia	174	187	189	182	175	236	1143	190.50
		344	366	352	375	344	419	2200	183.33
17	 Israel B	1	2	3	4	5	6	Total	Avg.
1	Liron Gal Peled	157	169	167	145	179	168	985	164.17
2	Gal Hammer	139	209	214	185	215	205	1167	194.50
		296	378	381	330	394	373	2152	179.33
18	 Italy B	1	2	3	4	5	6	Total	Avg.
1	Simona Pia Maria Fasol	199	134	161	177	171	162	1004	167.33
2	Marco Reviglio	216	158	203	194	169	176	1116	186.00
		415	292	364	371	340	338	2120	176.67
19	 Spain A	1	2	3	4	5	6	Total	Avg.
1	Lidia Serrano	140	176	157	190	189	169	1021	170.17
2	Joan Vall	169	210	170	173	183	192	1097	182.83
		309	386	327	363	372	361	2118	176.50

20	 Croatia B	1	2	3	4	5	6	Total	Avg.
1	Vesna Barišić	167	192	151	213	166	164	1053	175.50
2	Željko Barunčić	177	197	184	154	159	179	1050	175.00
		344	389	335	367	325	343	2103	175.25
21	 San Marino A	1	2	3	4	5	6	Total	Avg.
1	Morena Barbieri	141	160	146	174	145	146	912	152.00
2	Ettore Bacciocchi	178	212	168	157	191	194	1100	183.33
		319	372	314	331	336	340	2012	167.67
22	 San Marino B	1	2	3	4	5	6	Total	Avg.
1	Matteo Corazza	173	169	165	214	196	226	1143	190.50
2	Milva Piva	139	129	138	131	149	134	820	136.67
		312	298	303	345	345	360	1963	163.58
23	 Tunisia A	1	2	3	4	5	6	Total	Avg.
1	Ziad Mokni	156	160	182	156	141	152	947	157.83
2	Sonia Annagui	193	158	160	141	144	173	969	161.50
		349	318	342	297	285	325	1916	159.67
24	 Tunisia B	1	2	3	4	5	6	Total	Avg.
1	Hela Meziou	169	162	166	151	157	125	930	155.00
2	Khaled Meziou	144	153	138	197	166	133	931	155.17
		313	315	304	348	323	258	1861	155.08