

# BK 300 LIGA 2 ( 2013-2014 )



<b>Oil Pattern Distance:</b> 40 Feet	<b>Reverse Brush Drop:</b> 40 Feet	<b>Oil Per Board:</b> 50 uL
<b>Forward Oil Total:</b> 8.35 mL	<b>Reverse Oil Total:</b> 10 mL	<b>Volume Oil Total:</b> 18.35 mL
<b>Forward Boards Crossed:</b> 167 Boards	<b>Reverse Boards Crossed:</b> 200 Boards	<b>Total Boards Crossed:</b> 367 Boards

	Start	Stop	Loads	Speed	Crossed	Start	End	Feet	T.Oil
1	2L	2R	2	18	74	0.0	2.5	2.5	3700
2	10L	10R	3	18	63	2.5	10.1	7.6	3150
3	13L	13R	2	18	30	10.1	15.2	5.1	1500
4	2L	2R	0	18	0	15.2	24.0	8.8	0
5	2L	2R	0	22	0	24.0	33.0	9.0	0
6	2L	2R	0	30	0	33.0	40.0	7.0	0

Conditioner:  
Type In or Select One

TransferType:  
Type In or Select One

Forward



Reverse



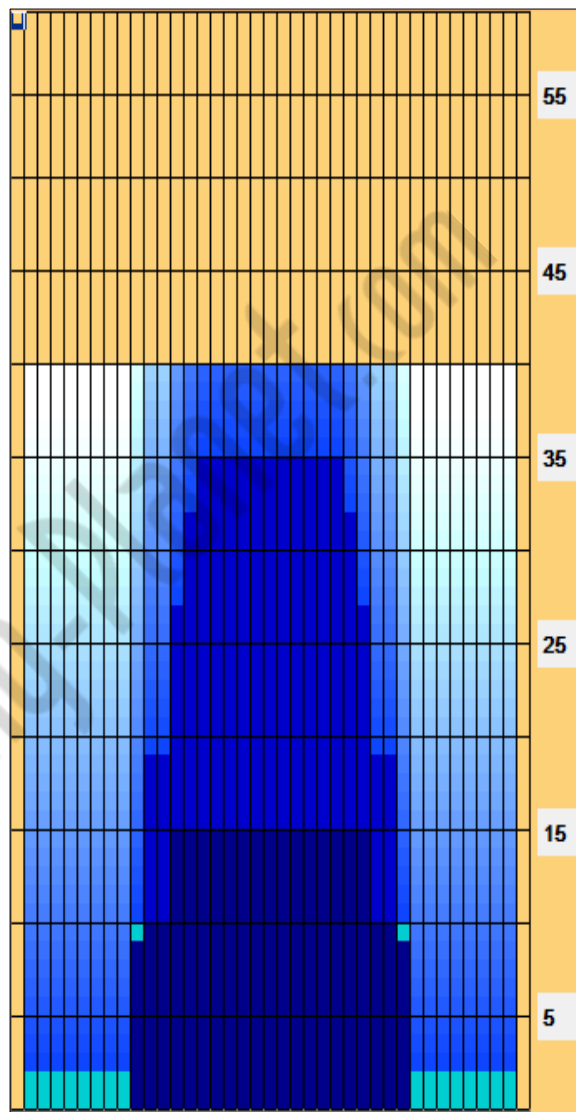
Combined



Buff

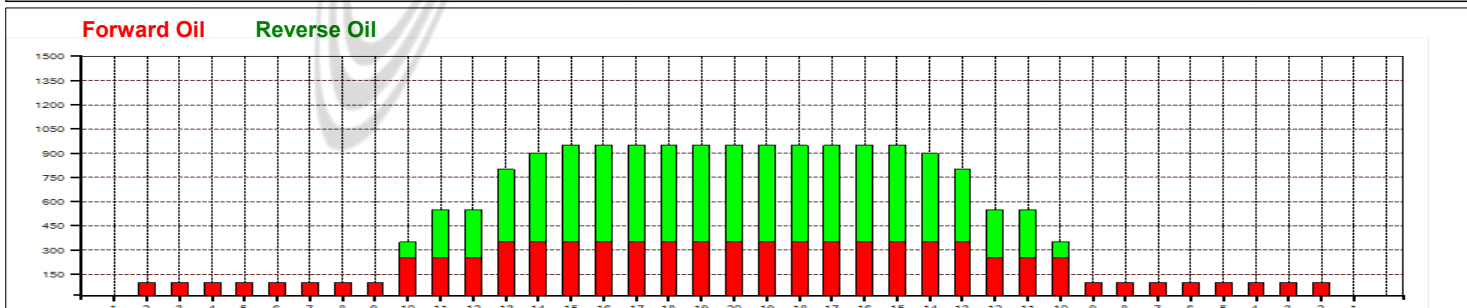


	Start	Stop	Loads	Speed	Crossed	Start	End	Feet	T.Oil
1	2L	2R	0	30	0	40.0	35.0	-5.0	0
2	15L	15R	1	22	11	35.0	31.9	-3.1	550
3	14L	14R	2	18	26	31.9	26.8	-5.1	1300
4	13L	13R	3	18	45	26.8	19.2	-7.6	2250
5	11L	11R	4	18	76	19.2	9.0	-10.2	3800
6	10L	10R	2	10	42	9.0	6.2	-2.8	2100
7	2L	2R	0	10	0	6.2	0.0	-6.2	0



This Pattern Up Loaded From Slot # 1 In Lane Machine On 12.9.2012 11:57

Item	3L-7L:18L-18R	8L-12L:18L-18R	13L-17L:18L-18R	18L-18R:17R-13R	18L-18R:12R-8R	18L-18R:7R-3R
Description	Outside Track:Middle	Middle Track:Middle	Inside Track:Middle	Middle:Inside Track	Middle:Middle Track	Middle:Outside Track
Track Zone Ratio	9.5	2.88	1.04	1.04	2.88	9.5





# BK 300 LIGA 2 ( 2013-2014 )

Oil Per Board: 50 uL

Oil Pattern Distance: 40 Feet

Volume Oil Total: 18.35 mL

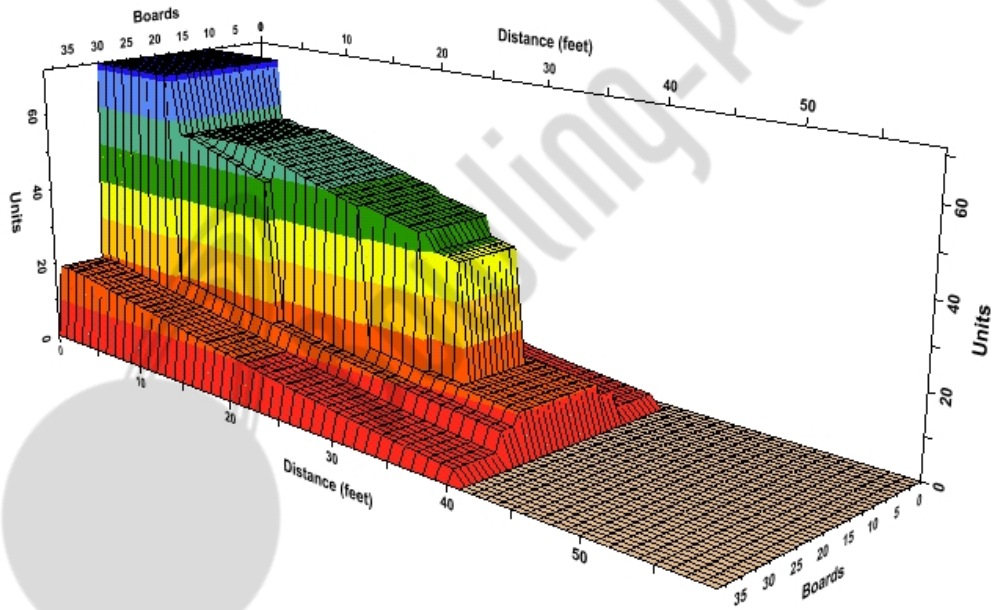
Total Boards Crossed: 367 Boards

Forward Oil Total: 8.35 mL  
 Forward Boards Crossed: 167 Boards

Reverse Oil Total: 10 mL  
 Reverse Boards Crossed: 200 Boards

	Start	Stop	Loads	Speed	Crossed	Start	End	Feet	T.Oil
1	2L	2R	2	18	74	0.0	2.5	2.5	3700
2	10L	10R	3	18	63	2.5	10.1	7.6	3150
3	13L	13R	2	18	30	10.1	15.2	5.1	1500
4	2L	2R	0	18	0	15.2	24.0	8.8	0
5	2L	2R	0	22	0	24.0	33.0	9.0	0
6	2L	2R	0	30	0	33.0	40.0	7.0	0

	Start	Stop	Loads	Speed	Crossed	Start	End	Feet	T.Oil
1	2L	2R	0	30	0	40.0	35.0	-5.0	0
2	15L	15R	1	22	11	35.0	31.9	-3.1	550
3	14L	14R	2	18	26	31.9	26.8	-5.1	1300
4	13L	13R	3	18	45	26.8	19.2	-7.6	2250
5	11L	11R	4	18	76	19.2	9.0	-10.2	3800
6	10L	10R	2	10	42	9.0	6.2	-2.8	2100
7	2L	2R	0	10	0	6.2	0.0	-6.2	0



- Left 90°
- Left 45°
- Front 0°
- Front 45°
- Overhead
- Right 90°
- Right 45°