



**RECREATION**  
SERIES

**KEGEL** NAVIGATION PATTERNS





### WALL STREET 7240

Unlike WALL STREET of today, this 40 foot pattern yields no surprises and is defined heavily at the 10th board. To be successful on the WALL STREET, we advise you to place your position near the big dot and bowl over the second arrow so your scores will flourish!

#### Latitude Ratio Coordinates

22' 7.2 to 1  
38' 5.2 to 1

#### Longitude Ratio Coordinates

Outside Taper 2.8 to 1  
Inside Taper 2.1 to 1

#### Pattern Distance

40 Feet

#### Pattern Volume

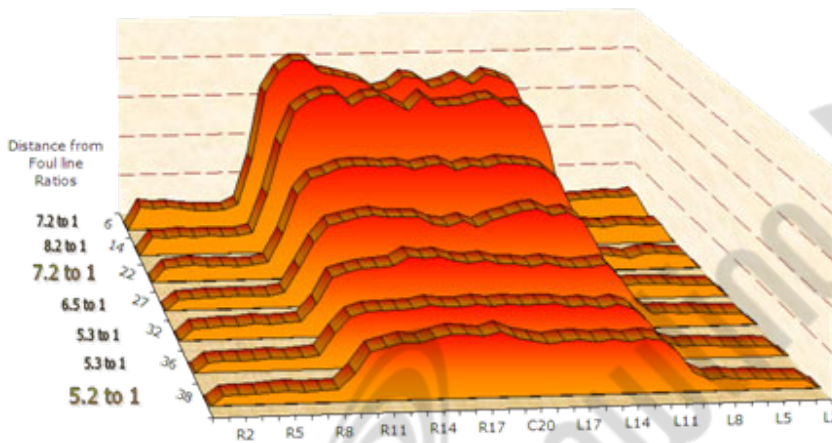
Forward 8.80 mL  
Reverse 10.90 mL  
Total 19.70 mL



### WALL STREET 7240

#### Latitude Ratio Coordinates

22' 7.2 to 1  
38' 5.2 to 1



The 2D chart on the left was generated by Lane Monitor showing select tapes and ratios at key distances throughout the pattern. USBC Sport Bowling ratios are calculated at 22' and 2' before the end of the pattern. All Latitude Ratio Coordinates are calculated from these two distances.

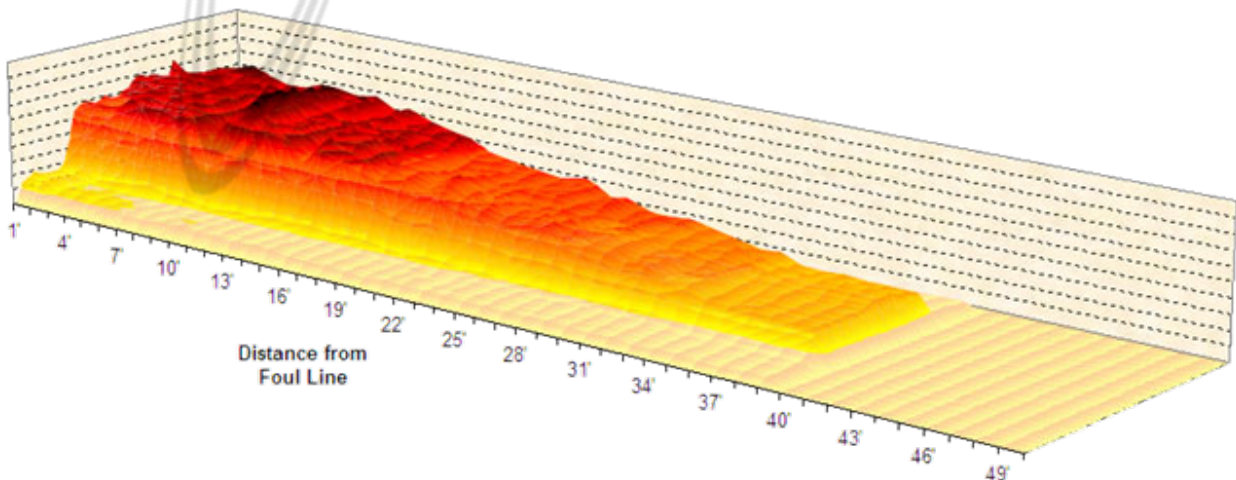
Latitude ratios in the last half of the pattern can be an indicator of the difficulty of a pattern. Generally, the lower the ratios down lane, the more difficult the pattern.

#### Longitude Ratio Coordinates

Outside Taper 2.8 to 1

Inside Taper 2.1 to 1

The 3D chart below was generated by taking tapes every foot of the pattern. This gives a visual of how the conditioner tapers off from the front to the end of the pattern.





# KEGEL NAVIGATION PATTERNS

## RECREATION SERIES



### WALL STREET 7240

#### Kegel Sanction Technology™ Lane Machine Settings

Oil per Board (Pump Setting): 50 µL

Pattern Distance: 40 feet

Forward Settings									
Screen #	Left End of Stream	Right End of Stream	# Loads or Streams	Travel Speed (in/sec)	Beginning Distance of Load (feet)	Ending Distance of Load (feet)	# Boards Crossed per Load	Total Boards Crossed	Total Volume of Oil (µL)
01F	2	2	1	18.00	0.00	0.00	37	37	1850
02F	10	10	3	18.00	0.00	7.60	21	63	3150
03F	10	10	2	18.00	7.60	12.70	21	42	2100
04F	12	12	2	18.00	12.70	17.80	17	34	1700
05F	2	2	0	18.00	17.80	24.00			
06F	2	2	0	22.00	24.00	32.00			
07F	2	2	0	30.00	32.00	40.00			
08F									
09F									
Forward Buff Screens: 3			Forward # Boards Crossed   Volume mL					176	8.80
Reverse Settings									
Screen #	Left End of Stream	Right End of Stream	# Loads or Streams	Travel Speed (in/sec)	Beginning Distance of Load (feet)	Ending Distance of Load (feet)	# Boards Crossed per Load	Total Boards Crossed	Total Volume of Oil (µL)
01R	2	2	0	30.00		34.00			
02R	11	11	4	22.00	34.00	21.60	19	76	3800
03R	10	10	5	18.00	21.60	8.90	21	105	5250
04R	2	2	1	14.00	8.90	7.00	37	37	1850
05R	2	2	0	14.00	7.00	0.00			
06R									
07R									
08R									
09R									
Reverse # Boards Crossed   Volume mL								218	10.90
<b>Forward plus Reverse Boards Crossed   Volume mL</b>								<b>394</b>	<b>19.70</b>





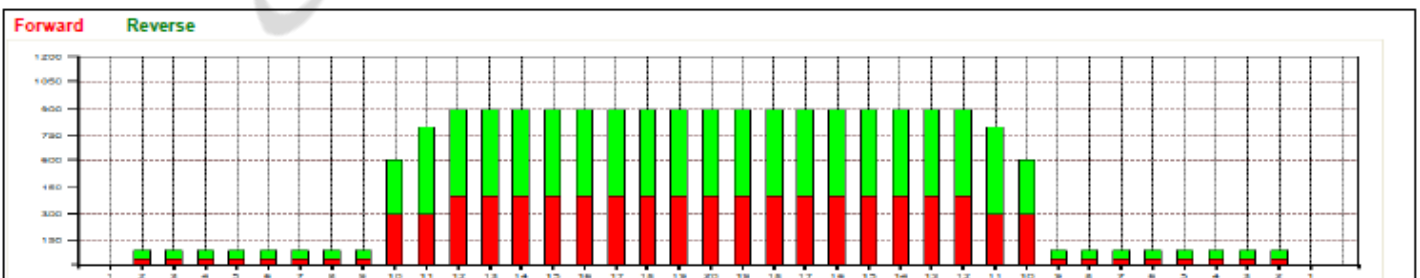
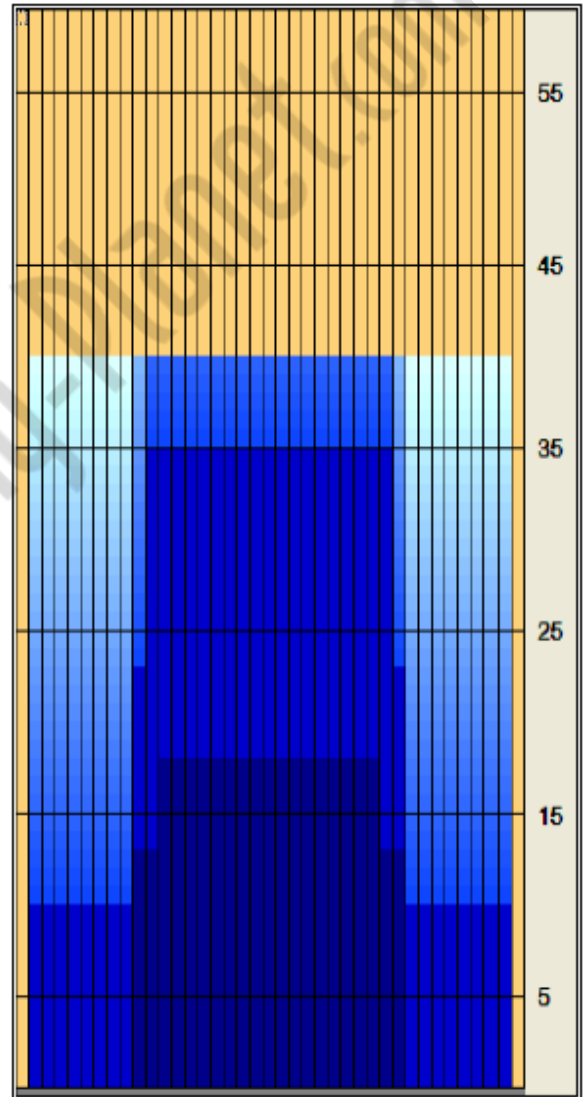
### WALL STREET 7240

Forward Oil  
Reverse Oil  
Combined Oil  
Buff Area

The charts on this page are generated by Kegel's KOSI software from the lane machine program sheet.

The **OVERHEAD CHART** on the right shows where the conditioner is applied on both the forward and reverse screens. The gradient area is a calculation of how the conditioner might bleed off the buffer brush.

The **COMPOSITE GRAPH** below shows the total amount of conditioner applied to every board. A good way to think about this graph is to envision all the conditioner on the lane being pushed back to the foul line. Once all the conditioner is stacked up, this is what it would look like.



# Kegel Recreation Series - WALL STREET - 7240



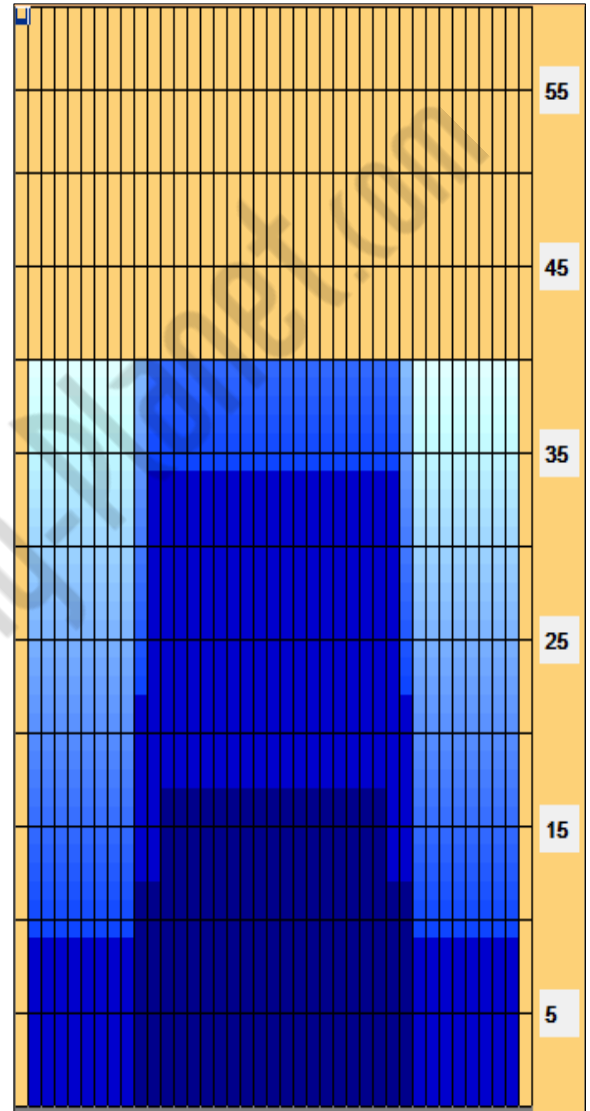
Oil Pattern Distance:	40 Feet	Reverse Brush Drop:	40 Feet	Oil Per Board:	50 uL
Forward Oil Total:	8.8 mL	Reverse Oil Total:	10.9 mL	Volume Oil Total:	19.7 mL
Forward Boards Crossed:	176 Boards	Reverse Boards Crossed:	218 Boards	Total Boards Crossed:	394 Boards

	Start	Stop	Loads	Speed	Crossed	Start	End	Feet	T.Oil
1	2L	2R	1	18	37	0.0	0.0	0.0	1850
2	10L	10R	3	18	63	0.0	7.6	7.6	3150
3	10L	10R	2	18	42	7.6	12.7	5.1	2100
4	12L	12R	2	18	34	12.7	17.8	5.1	1700
5	2L	2R	0	18	0	17.8	24.0	6.2	0
6	2L	2R	0	22	0	24.0	32.0	8.0	0
7	2L	2R	0	30	0	32.0	40.0	8.0	0

Conditioner:  
Type In or Select One

TransferType:  
Type In or Select One

- Forward
- Reverse
- Combined
- Buff



	Start	Stop	Loads	Speed	Crossed	Start	End	Feet	T.Oil
1	2L	2R	0	30	0	40.0	34.0	-6.0	0
2	11L	11R	4	22	76	34.0	21.6	-12.4	3800
3	10L	10R	5	18	105	21.6	8.9	-12.7	5250
4	2L	2R	1	14	37	8.9	7.0	-1.9	1850
5	2L	2R	0	14	0	7.0	0.0	-7.0	0

WALL STREET - 7240 Unlike WALL STREET of today, this 40 foot pattern yields no surprises and is defined heavily at the 10th board. To be successful on the WALL STREET, we advise you to place your position near the big dot and bowl over the second arrow so your scores will flourish!

Item	3L-7L:18L-18R	8L-12L:18L-18R	13L-17L:18L-18R	18L-18R:17R-13R	18L-18R:12R-8R	18L-18R:7R-3R
Description	Outside Track:Middle	Middle Track:Middle	Inside Track:Middle	Middle:Inside Track	Middle:Middle Track	Middle:Outside Track
Track Zone Ratio	9	1.8	1	1	1.8	9

